

# Scenario 6

July 9, 2018  
July 12, 2018  
July 17, 2018

**Actions**

- 0 Increase Capacity: Addition
- 4 Increase Capacity: Replacement
- 0 Boundary Change Process
- 13 Boundary Change or Move to Magnets
- 11 No Action
- 3 Multi Action

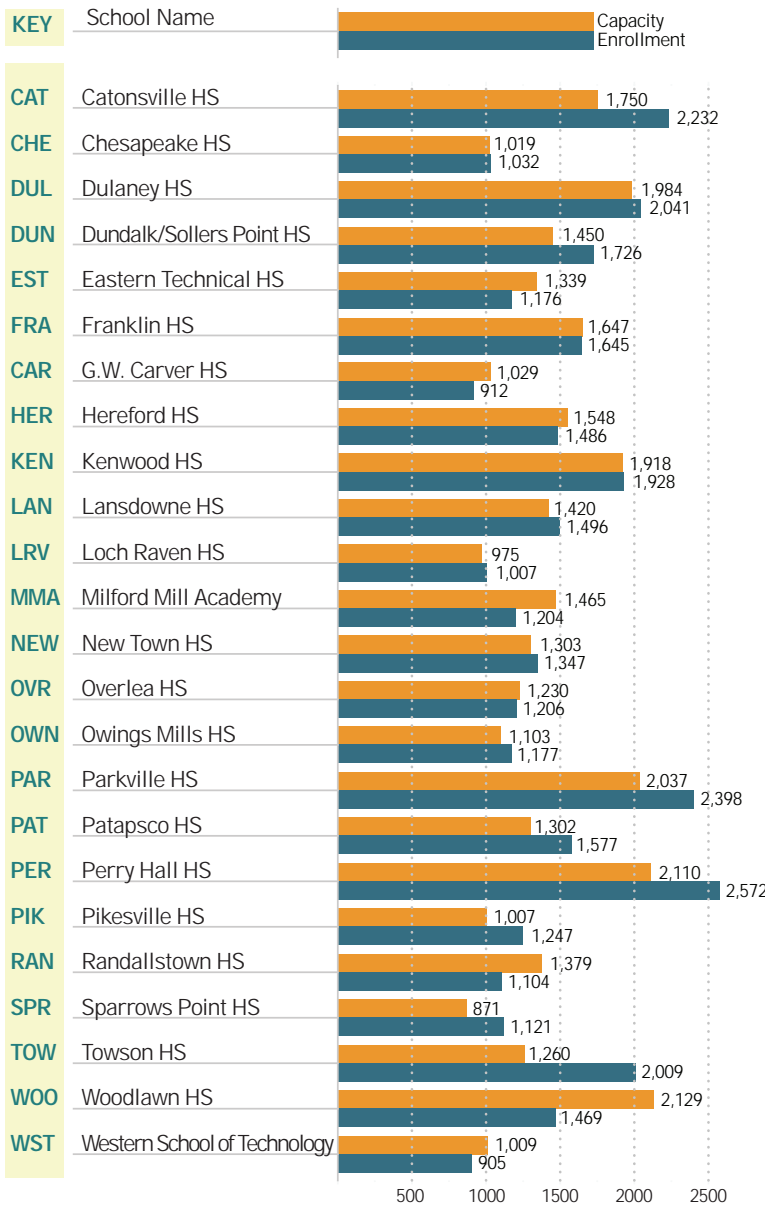
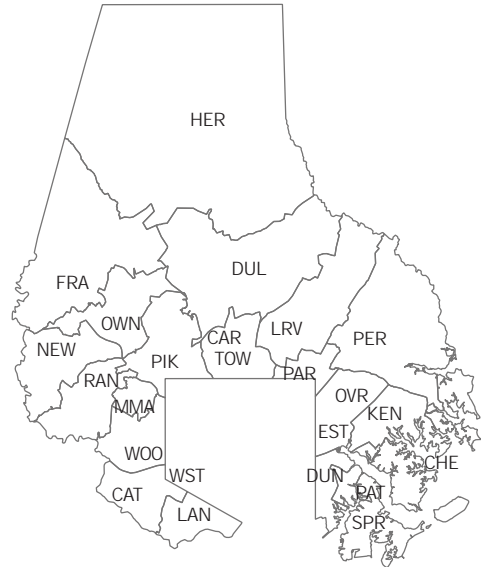
**Summary**

- 4 Capital Projects
- 2,490 Students Relocating
- 2,926 Total Seats Added
- 2,186 Magnet Seats Added
- 500M Total Capital Cost
- 375M Of Total, Cost Related to Magnet Schools

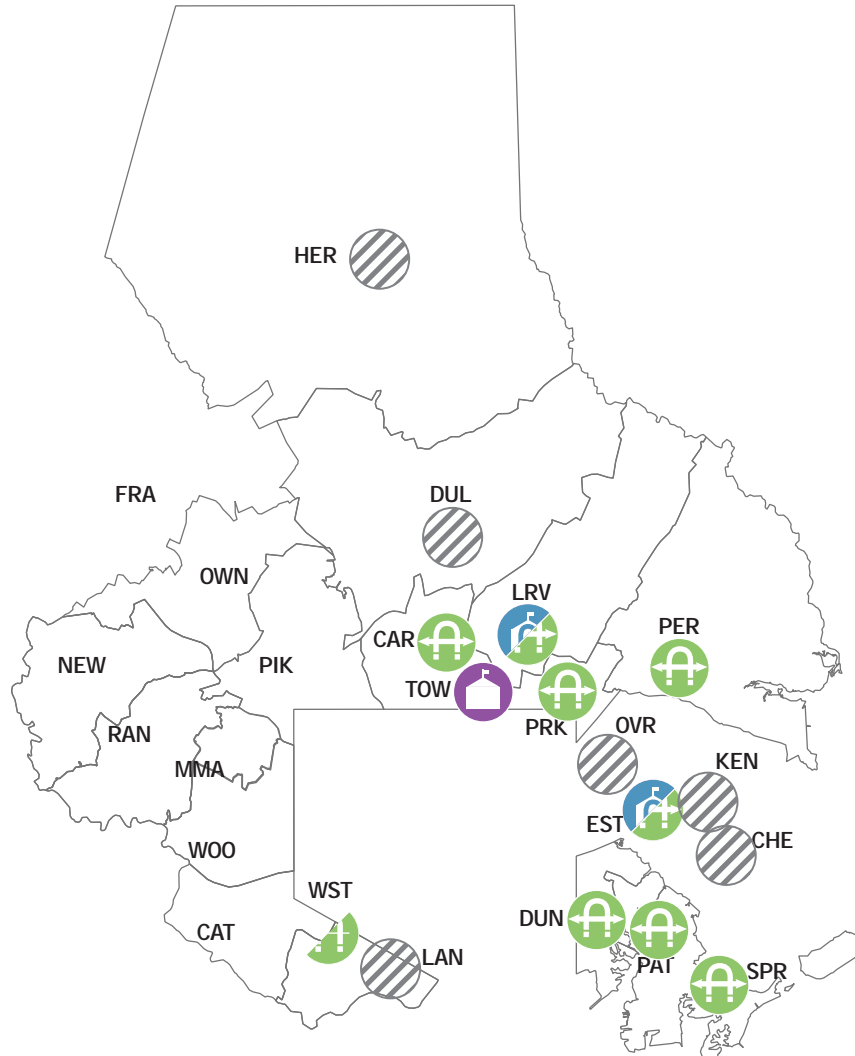
## BEFORE:

2027 Projection

Capacity  
Below 90%  
90% - 110%  
Above 110%



## SCENARIO 6 ACTION:



### Scenario Detailed Summary

- |                          |                      |                              |
|--------------------------|----------------------|------------------------------|
| Catonsville HS           | Kenwood HS           | Patapsco HS                  |
| Chesapeake HS            | Lansdowne HS         | Perry Hall HS                |
| Dulaney HS               | Loch Raven HS        | Pikesville HS                |
| Dundalk/Sollers Point HS | Milford Mill Academy | Randallstown HS              |
| Eastern Technical HS     | New Town HS          | Sparrows Point HS            |
| Franklin HS              | Overlea HS           | Towson HS                    |
| G.W. Carver HS           | Owings Mills HS      | Western School of Technology |
| Hereford HS              | Parkville HS         | Woodlawn HS                  |

## RESULT:

2027 Goal

Capacity  
Below 90%  
90% - 110%  
Above 110%

