






Tempo Loop Book

Use these pictures to illustrate your tempo loop book. This would also be a good place to use a second book to cut up and laminate illustrations. Use the Boardmaker strips or WWS for text. Color, cut, laminate pictures. Put hook velcro on back.






Tempo Loop Book



Tempo Loop Book



Tempo Loop Book



Tempo Loop Book

