

Troll Face Game

Cut out the troll face and face parts. Color and laminate them. Use small pieces of small Velcro on the face where each part belongs and use small pieces of hook Velcro on the back of each face part.

Use a spinner or a large tempo loop cube to use as a die. Children choose a color troll and must spin or toss the die to complete the face with needed parts.

Children can drop the troll off the "bridge" when the face is completed. *(table)*



Troll Face Game


I need



troll face



my turn



play again



mouth



eyes



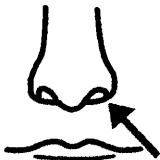
no cheating



uh-oh




nose



ear



spin




winner



looks good



don't want that one

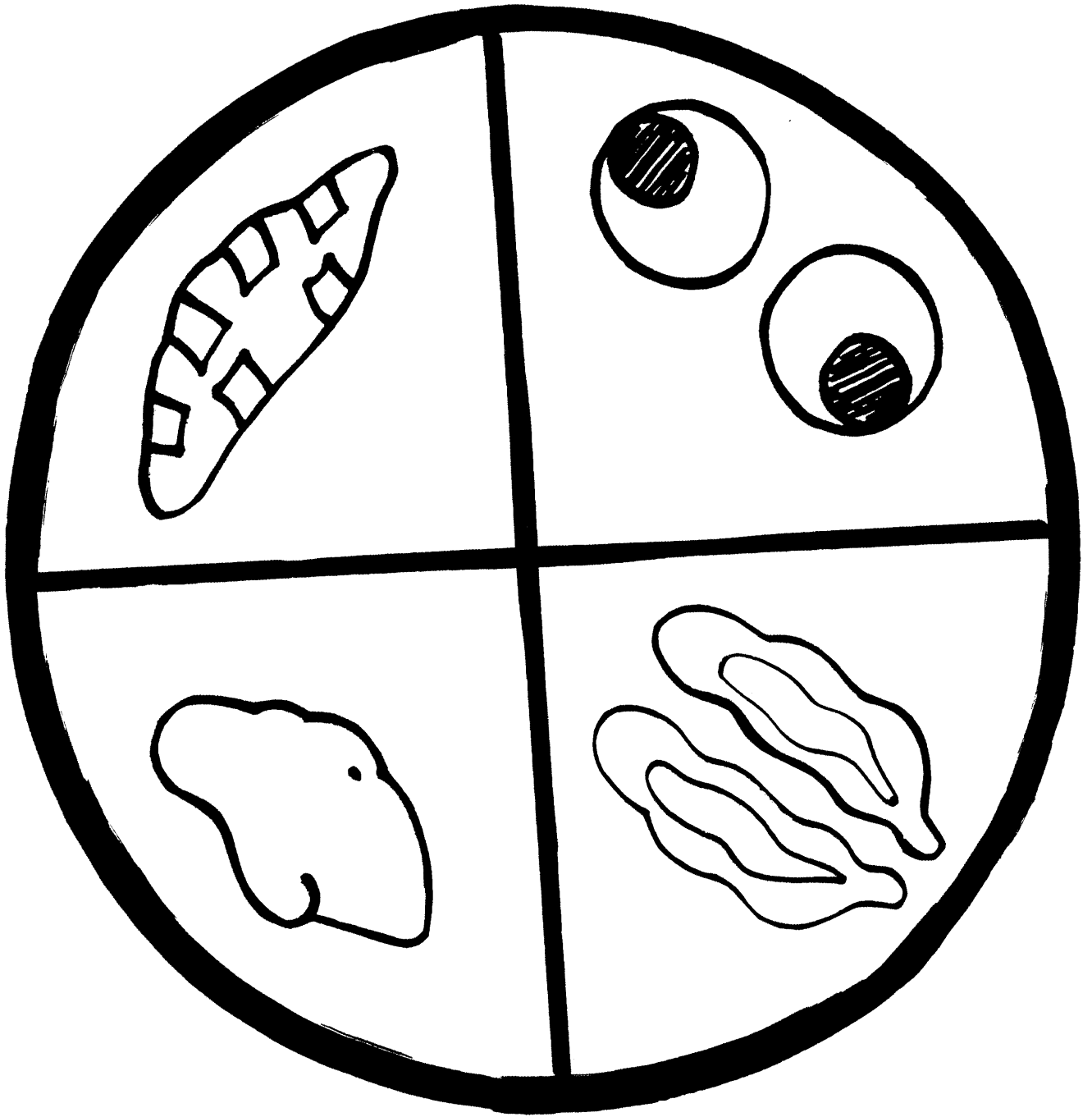


sorry



congratulations





Spinner