

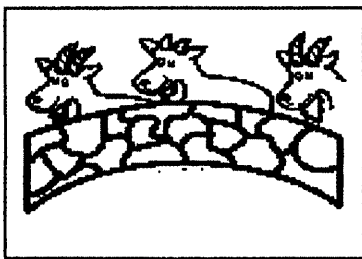



Puzzle Directions


- Color, put contact paper on top of picture and mount pictures on craft foam for stability (glue sticks work well).
- Make straight line puzzles by cutting pictures into 3 parts so there is a distinct beginning, middle and end to each picture.
- Children will have to look closely at the picture to put the sections together so that they make sense.




Billy Goat Puzzles - First, Next, Last




Billy Goat Puzzles - First, Next, Last




Billy Goat Puzzles - First, Next, Last



1



2



3