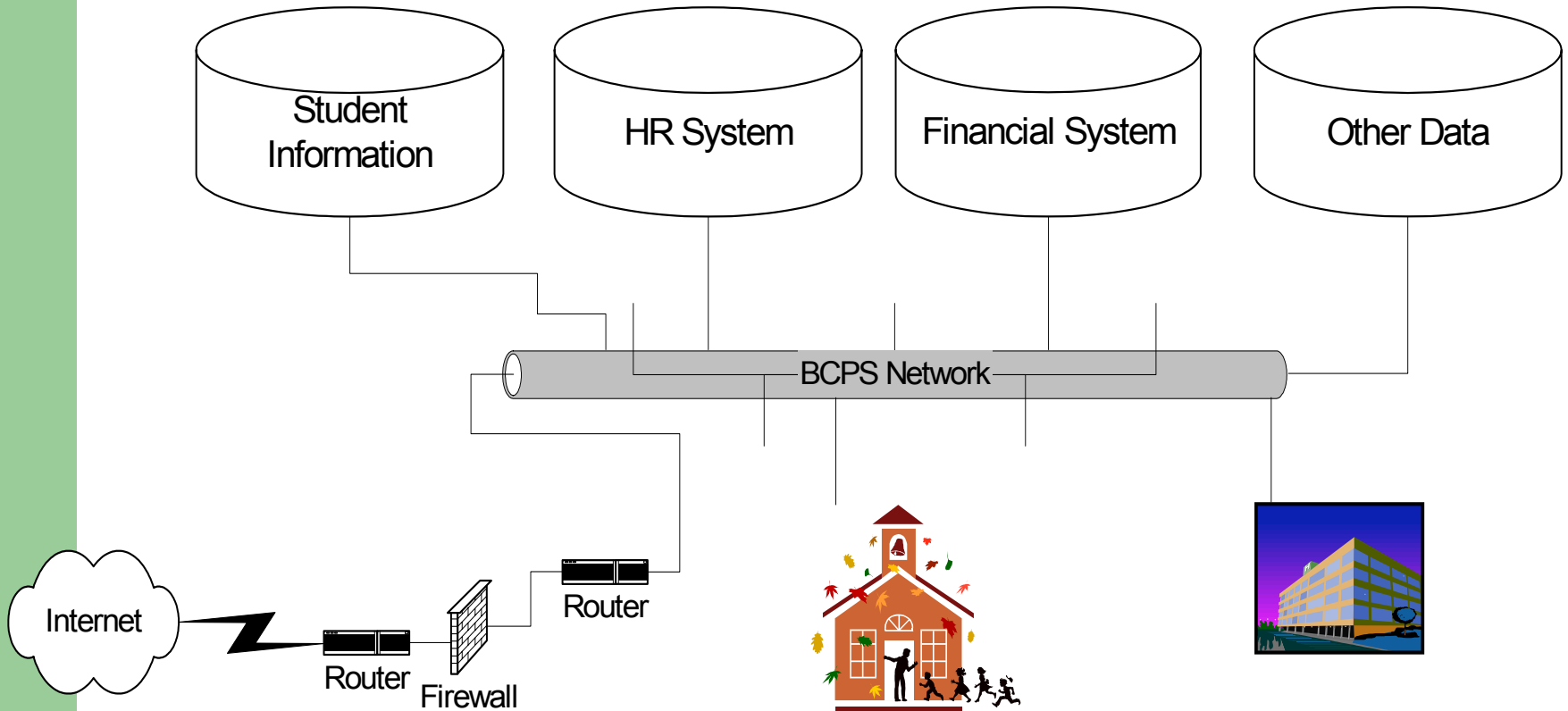


DataTrax – Data Driven Decision Making

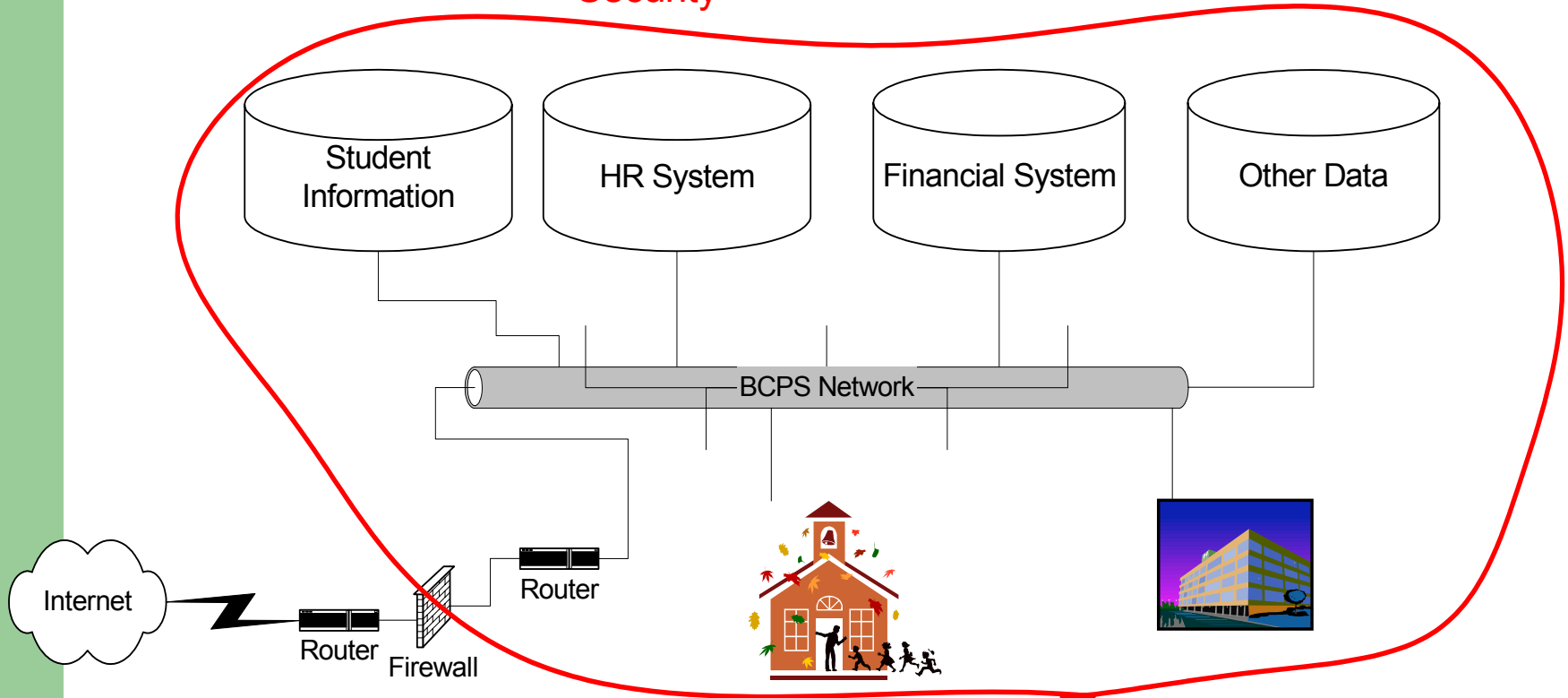


BCPS Infrastructure



Secure Environment

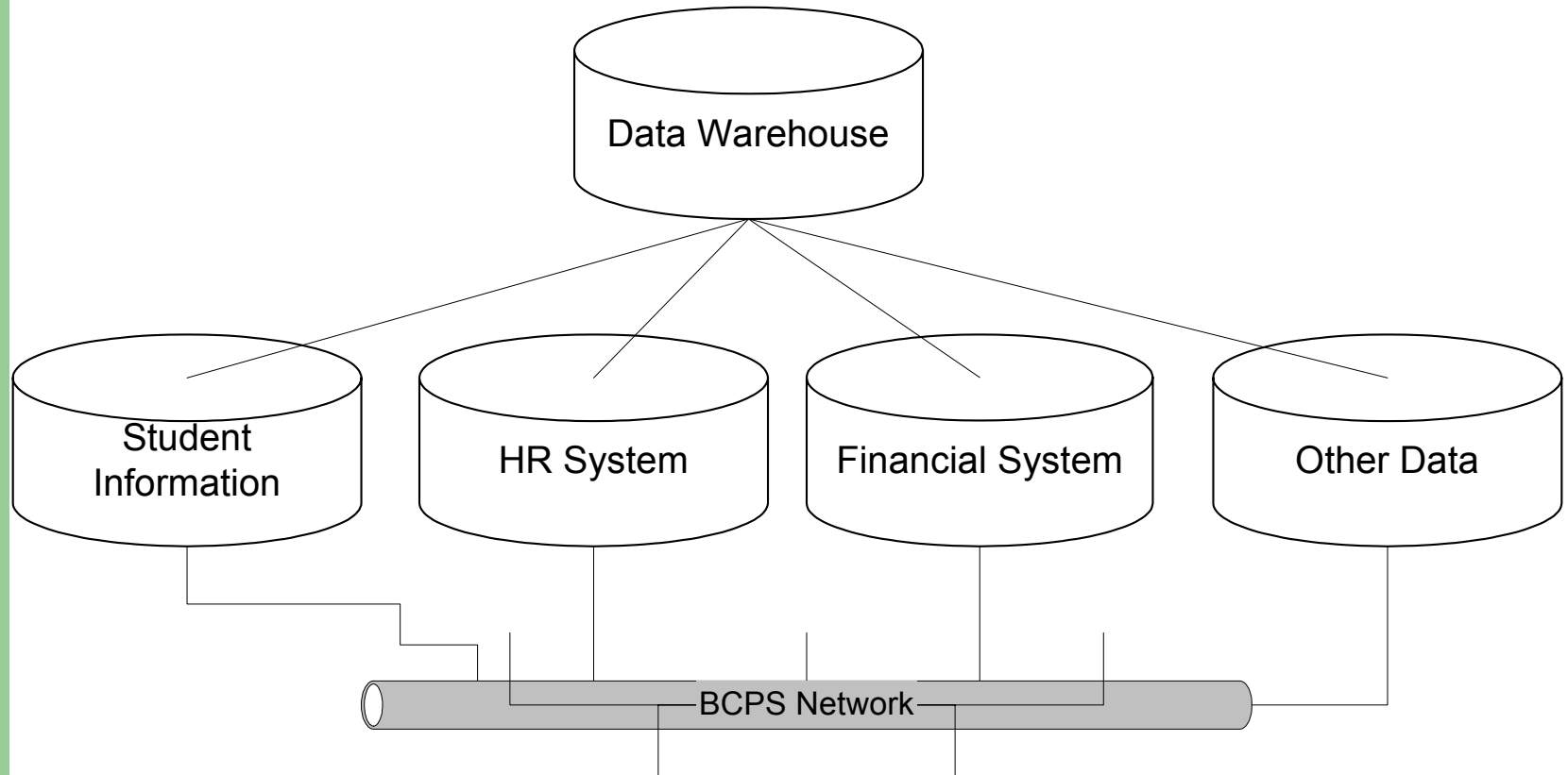
Security



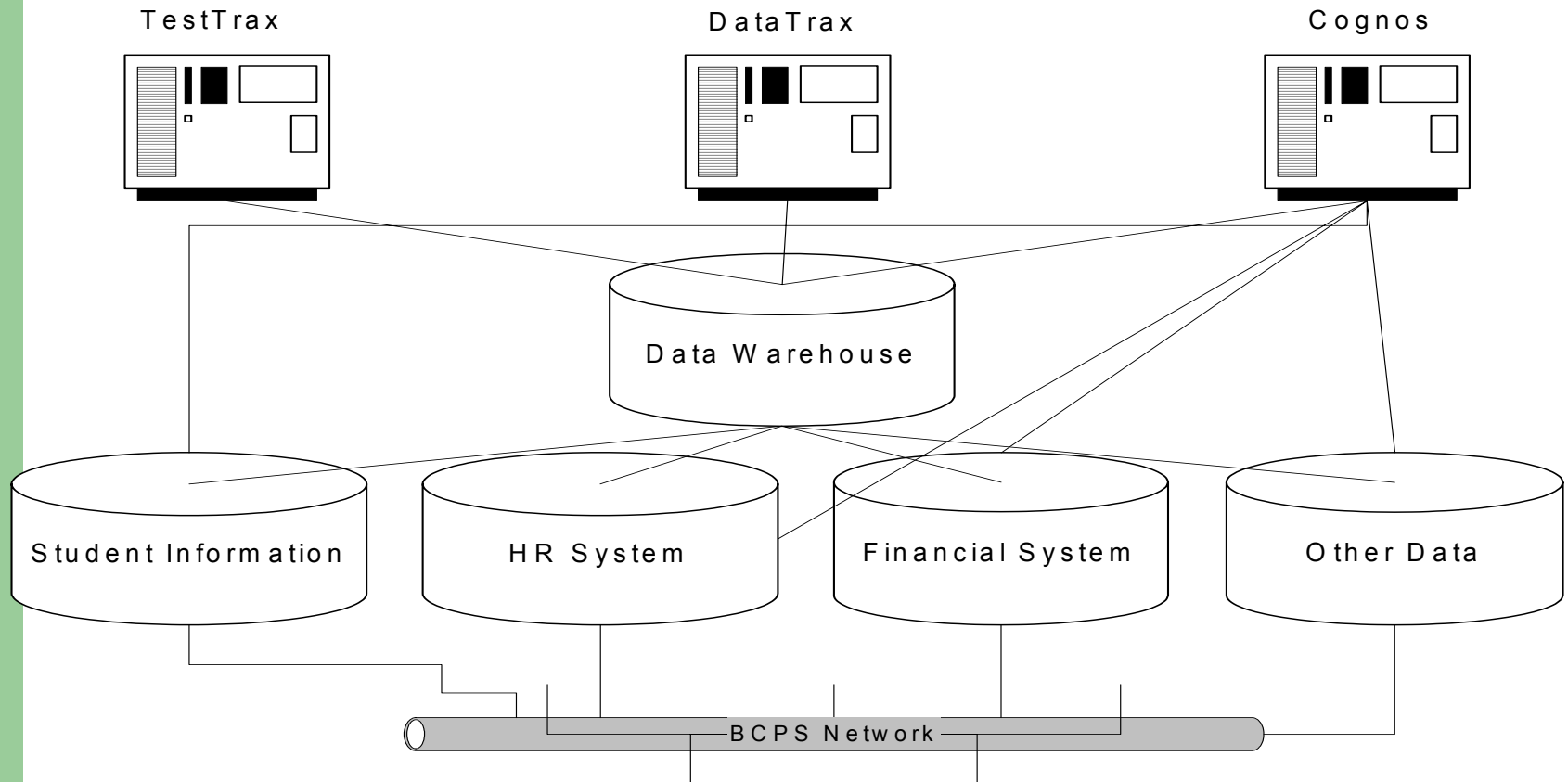
Data Reliability and Consistency

- Data cleansing and accuracy
- Superintendent's approval of data requests
- No rogue data
- Security

Data Warehouse



Data Warehouse Reporting Strategies



TestTrax

Target Data:

- ✓ Teacher Data:
- **Elementary:** CTBS and MSA
- **Middle:** CTBS, MSA, MFT and HSA
- **High:** CTBS, MSA, MFT, HSA, PSAT and SAT

● Target Audience:

- ✓ Teachers
- ✓ Principals
- ✓ Executive Directors

Cognos

- **Target Audience:**
 - ✓ Teachers
 - ✓ Executive Level
 - ✓ Guidance Counselors
 - ✓ School Improvement Teams
 - ✓ Curriculum Offices
 - ✓ Phase in all potential customers

Cognos

- **Target Uses:**

- ✓ Teacher Data:

- Elementary: CTBS and MSA
- Middle: CTBS, MSA, MFT and HSA
- High: CTBS, MSA, MFT, HSA, PSAT and SAT

- ✓ Pre-defined reports

- ✓ Ad-hoc reports

- ✓ Individual specific data

DataTrax

- **Target Audience:**
 - ✓ Director Level and Up
 - ✓ Principals
 - ✓ School Improvement Teams
 - ✓ Curriculum Offices
 - ✓ Specifically Identified Individuals

DataTrax

- **Target Uses**

- ✓ “Frequently Asked Questions”
- ✓ Pre-defined flexible reports
- ✓ *Blueprint for Progress* indicators
- ✓ Annual Results Report data
- ✓ NCLB Data

Data Warehouse Data

- Attendance – Annual - Grades 1 – 12 (1998-2003)
- Demographics (1998 – 2003)
- Enrollment – Actual September 30 (1998-2002)
- Special Programs – (1998 – 2003)
 - ✓ ESOL, Free and Reduced Meals, Gifted and Talented, Magnet, Special Ed, Title I
- Mobility of Students – (1998 – 2003)

Data Warehouse - Achievement Results

- CTBS – Grades 2, 4 and 6 (1999 – 2003)
- Maryland Functional Tests – (1998 - 2002)
- Advanced Placement – (1998 – 2002)
- SAT – Annual – Grade 12 (1999 – 2003)

Data Warehouse - Curriculum

- Grades Analysis – (1999 - 2003)
 - ✓ Exam and Final Grades
- Courses Offered at the Middle and High School Level (1999 - 2003)
 - ✓ Course Name, Level, Credit, and Section

Data Warehouse - Personnel

- Benefits Cost - (2002 - 2003)
- Certification and Licenses – (2001-2003)
- Endorsements - (2001 – 2003)
- Engagements – (2001 – 2003)
- Job Classification – (2001 - 2003)
- Performance and Evaluations – (2001 – 2003)
- Salary Information – (2001 – 2003)

Data Warehouse - Facilities

- Facility - (1999 – 2003)
 - ✓ Name, Address, and Type of Facility
- Schools (1999 - 2003)
 - ✓ Principal's Name and Grades in School
- State Capacity Report (1999 – 2003)
- Identifies Full-day Kindergartens – (1999 - 2003)

The Utility of Datatrax

A comprehensive and flexible system supporting data driven decisions resulting in positive outcomes for the Baltimore County Public Schools.

Flexibility of Drilling-Down

BCPS

Area

Schools

Classroom

Students

Classification Variables

Grade Level

Race/Ethnicity

Gender

FARMS

LEP

Gifted and Talented

Dependent Variables

Test Data

SAT Scores

MSA Scores

HSA Scores

Advanced Placement Scores

DATATRAX EXECUTIVE INFORMATION SYSTEM

Welcome BCPS Demo. Your authority level is DataTrax Administrator.

The DataTrax Executive Information System has been developed to enable you to track, analyze, and report on a wide variety of data important to the decision-making process of a school system. You can easily select and move between the available modules within the program by clicking the 'Modules' link at the top of every page and selecting the desired location, or use the links below. The following modules will be available in phase one:

Students	Enrollment and Withdrawal Statistics, Gender, Ethnicity, Special Programs, Residency, etc.
Facilities	Building Demographic Statistics, Physical Plant and Financials Analysis
Testing	Score Analysis for CTBS, AP, MFT, SAT, PSAT, etc.
Personnel	Demographics, Employment, Salaries, Staff Development, Certification, Education Level, etc.
Curriculum	Academic and Diploma Track Analysis, Grade Statistics, Placements, etc.

Tuesday, September 09, 2003

My Pre-Defined Reports (BCPS2003):

Board Presentation SAT

Retrieve

System-Defined Reports:

Board Presentation

Retrieve

Data Consolidation (Vertical Axis)

1. Navigation Method:
2. Starting Level:
3. Time Method:
4. Time Constraint:
5. Date (MM/DD/YYYY): / /

Data Correlations (Horizontal Axis)

6. Primary Analysis:
7. Secondary Correlation:
8. Disaggregation Level:

Click to proceed >>

Generate

Or Start Over >>

Clear

DataTrax - BCPS

Information Management Group

Testing Module - Main
[Modules](#) | [Setup](#) | [Security](#) | [Help](#) | [Log O](#)

Tuesday, September 09, 2003

My Pre-Defined Reports (BCPS2003):

Board Presentation SAT

Retrieve

System-Defined Reports:

Board Presentation

Retrieve

Data Consolidation (Vertical Axis)

1. Navigation Method:
2. Starting Level:
3. Time Method:
4. Time Constraint:
5. Date (MM/DD/YYYY): / /

Data Correlations (Horizontal Axis)

6. Primary Analysis:
7. Secondary Correlation:
8. Disaggregation Level:

[Click to proceed >>](#) [Or Start Over >>](#)
Focused on Quality; Committed to Excellence

Content ©1997-2003 Baltimore County Public Schools. DataTrax is a licensed application of EduTrax, Incorporated. All rights Reserved.

Testing Report Results

Tuesday, September 09, 2003

Report: Board Presentation
Run Time: 09/09/2003 1:31:35 PM
Current Path: [Subset](#)
Time Method: Prior School Year (01-02)
Time Constraint: End of Year (2002-06-14)
Drill-Down Target:

District	SchYear	Verbal	Math	NumStd
BCPS	2001-2002	Total: 515	Total: 526	Total: 3,334
		12th 515	12th 526	12th 3,334
District	SchYear	Verbal	Math	NumStd

Testing Report Results

Tuesday, September 09, 2003

Report: Board Presentation
Run Time: 09/09/2003 1:33:23 PM
Current Path: [Subset](#) >> [District](#) >> [BCPS](#)
Disaggregation: Academic Course Enrollment 2001-2002
Time Method: Prior School Year (01-02)
Time Constraint: End of Year (2002-06-14)

Course	SchYear	Verbal	Math	NumStd
CALCULUS: HONORS	2001-2002	AvgScale: 544	AvgScale: 584	Total: 215
		12th 544	12th 584	12th 215
Course	SchYear	Verbal	Math	NumStd

Focused on Quality; Committed to Excellence

Content ©1997-2003 Baltimore County Public Schools. DataTrax is a licensed application of EduTrax, Incorporated. All rights Reserved.

DataTrax - BCPS

Information Management Group

Testing Module - Student List

[Modules](#) | [Setup](#) | [Security](#) | [Help](#) | [Log O](#)

Tuesday, September 09, 2003

Report: Board Presentation
Run Time: 09/09/2003 1:34:31 PM
Current Group: District - BCPS
Disaggregation: Course Enrollment - CALCULUS: HONORS
School Year: 2001-2002
Time Constraint: End of Year

Sort by selected Col
 Process This Data
 Return to Summary

<input type="radio"/>	<input type="radio"/>	<input type="radio"/>	<input type="radio"/>	<input type="radio"/>	<input type="radio"/>	<input type="radio"/>	<input checked="" type="radio"/>	<input type="radio"/>
School	StdID	Name	Grd	Gen	Ethnic	TestDate	Verbal	Math
Smith High	**** 9569	WALKER, ANTONIO	12	F	White	12122000	230	720
Mitchell High	**** 2169	CLARK, CRYSTAL	12	M	AfrAmer	12122001	310	470
Scottstown High	**** 1055	SMITH, WILLIAM	12	M	White	12112001	330	500
Scottstown High	**** 6050	MITCHELL, JOSHUA	12	M	Asian	12112001	370	620
Miller Mill High	**** 8924	MOORE, COURTNEY	12	F	Asian	12112001	380	510
Mitchell High	**** 2269	WALKER, BRITTANY	12	M	AfrAmer	12012002	390	490
Smith High	**** 7741	ROBINSON, DAVID	12	F	White	12112000	390	640
Scottstown High	**** 1014	DAVIS, AMBER	12	M	Asian	12112001	400	530
Scottstown High	**** 6603	SMITH, AMANDA	12	M	Asian	12112001	400	430
Leflore High	**** 7325	LEWIS, DAVID	12	F	AfrAmer	12112001	410	530
Scottstown High	**** 2004	TAYLOR, ALEXIS	12	M	White	12122001	410	490
Leflore High	**** 0639	WHITE, MATTHEW	12	F	White	12102001	420	570
Smith High	**** 5855	JACKSON, JOHN	12	F	White	12122001	420	580

Student Profile

Tuesday, September 09, 2003

[Users](#) | [Modules](#) | [Distri](#)
ID Number: ***** 9569**Gender:** Female
Name: WALKER, ANTONIO**Ethnicity:** White**DOB:** 5/20/1984

Student Enrollment History

Year	School	Gr	HRm	EnrDate	EnrCd	WdrDate	WdrCd	OnRoll	Abs	OOZ	NonRes
1999-2000	Smith High	10	29	7/1/1999	R02	6/15/2000		175	6		
2000-2001	Smith High	11	37	7/1/2000	R02	6/22/2001		179	7		
2001-2002	Smith High	12	09	7/1/2001	R02	6/17/2002	60	180	12		

Student Program Participation

Year	Description	EnrDate	WdrDate
------	-------------	---------	---------

No Program Data Found

Student Grade History

Year	School	Per	Course	Sct	Description	Grade	Teacher	TeacherID
2000-2001	Smith High	Y	10.1100.04	03	ENGLISH 11 HONORS	B	ADAMS, M	0
2000-2001	Smith High	Y	15.1100.04	01	U.S. HISTORY HON	C	CLARK, R	0
2000-2001	Smith High	Y	20.2800.04	02	ALGEBRA: HON COLLEGE	A	JACKSON, E	0
2000-2001	Smith High	Y	20.6030.06	01	STATISTICS: GT/AP	B		
2000-2001	Smith High	Y	25.1200.04	02	PHYSICS: HONORS	B	JACKSON, T	0
2000-2001	Smith High	Y	35.4100.00	01	MARKETING	B		
2000-2001	Smith High	Y	40.3000.05	01	FINE ARTS: G&T	A	WHITE, S	0

Tuesday, September 09, 2003

Report: Board Presentation SAT
Run Time: 09/09/2003 3:15:34 PM
Current Group: District - BCPS
Disaggregation: Course Enrollment - CALCULUS: HONORS
School Year: 2001-2002
Time Constraint: End of Year

[Back](#) [Return to Summary](#)

School	Name	ID	Course	A	B	C	D	E	Total
Lakeland High	MITCHELL, J	0	20.5040.4	8	3	6	1		18
			SAT Math	624	660	625			
			SAT Verbal	572	575	550			
Lakeland High	MOORE, J	0	20.5040.4	5	11	1	3		20
			SAT Math	625	603		586		
			SAT Verbal	615	610		566		
Lees Grove High			20.5040.4	7	5	1			13
			SAT Math	540	503				
			SAT Verbal	510	473				
Leflore High	JACKSON, S	0	20.5040.4	9	8	3	2	1	23
			SAT Math	635	641	600	590	750	
			SAT Verbal	603	610	520	560	660	
Leflore High	JOHNSON, S	0	20.5040.4	11	10	3	2		26
			SAT Math	592	591	590	625		
			SAT Verbal	562	550	590	625		